




中宜新能源
Zhongyi New Energy

Focus on High Technology
and Develop Green Energy



Clean Energy for All



宁波中宜新能源有限公司
Ningbo Zhongyi New Energy Co., Ltd.

Tel: +86-574-63097978

Fax: +86-574-63097969

E-mail: info@renepv.com

Add: No. 509, Zhengtong North Road, High-tech Industrial
Development Zone, Cixi City, Zhejiang, China



www.renepv.com






High-efficiency and high-quality PV module



Long-acting new material photovoltaic backsheet



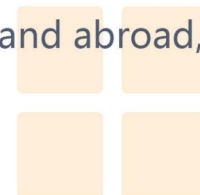
Ground and distributed solar power station



COMPANY INTRODUCTION

Ningbo Zhongyi New Energy was established in 2013 (formerly known as Ningbo Reneled Energy Co., Ltd.), located in Hangzhou Bay New District. It lies in the center of Shanghai-Hangzhou-Ningbo Economic Circle which is the most potential strategic area in the Yangtze River Delta Economic Circle of China. With customer-centric and technology as the foundation, Zhongyi New Energy has profoundly dug into the photovoltaic industry for decades and become a leading solar photovoltaic company in China.

Our company was listed in the NEEQ (National Equities Exchange and Quotations) in 2017 (stock code 871796). We currently own three production bases in Cixi, Shengzhou and Jiuquan, with a total production capacity of 5GW. We have set up 6 overseas offices, and our products are widely used in the ground-mounted photovoltaic power plants and distributed photovoltaic systems for industrial, commercial and residential purpose. Our products are well recognized by customers both at home and abroad, covering 56 countries and regions.



			
2013	5GW	56+	500MW
Established in	Module Production Capacity	Destination Countries	Power Station





ZYxxxM10NHB-144


0~+5W

570~590W

TOPCon Mono-crystalline Bifacial Module

22.8%

High Module Conversion Efficiency



Key Features



Outstanding performance in weak-light conditions



Lower operating temperature



Half-cell and MBB design



Extended wind and snow load tests

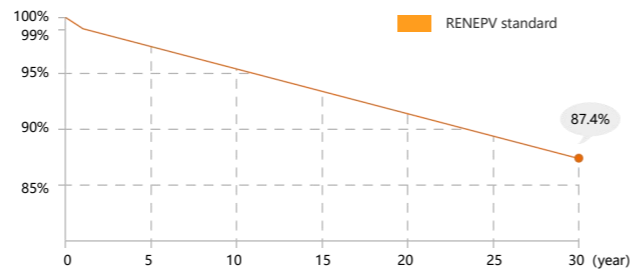


Withstanding harsh environment



Use scenario customization

Quality Certification



Materials and workmanship warranty



Linear performance warranty

First year power degradation < 1%
Annual degradation < 0.4%

Product Guarantee

- ISO 9001:2015 Quality management systems
ISO 14001:2015 Environment management systems
ISO 45001:2018 Occupational health and safety management systems
IEC 61215/IEC 61730/IEC 61701/IEC 62716
TUV/CE/CQC/MCS/BIS/SASO/SGS/INMETRO



Electrical Characteristics

Table with 11 columns: Module Type, Working Conditions, Maximum Power at STC/NMOT(Pmax), Optimum Operating Voltage(Vmp), Optimum Operating Current (Imp), Open Circuit Voltage(Voc)±3%, Short Circuit Current(Isc)±3%, Module Efficiency, Maximum System Voltage, Maximum Series Fuse Rating, Operating Module Temperature. Rows include parameters for ZY570M10NHB-144, ZY575M10NHB-144, ZY580M10NHB-144, ZY585M10NHB-144, and ZY590M10NHB-144.

STC: Irradiance 1000W/m², cell temperature 25°C, atmospheric quality AM1.5
NMOT: Irradiance 800W/m², ambient temperature 20°C, AM1.5, wind speed 1m/s

Mechanical Characteristics

Table with 2 columns: Parameter and Value. Parameters include Solar Cell (No.of cells), Dimensions, Weight, Glass, Frame, Junction Box, Output Cables, Mechanical Load, and Safety Rate.

Temperature Characteristics

Table with 3 columns: Parameter, Unit, and Value. Parameters include Temperature Coefficient of Pmax, Temperature Coefficient of Voc, Temperature Coefficient of Isc, and Nominal Module Operating Temperature.


Different Backside Power Gain(585W)

Table with 4 columns: Power Gain, Maximum Power Pmp, Optimum Operating Voltage(Voc), Optimum Operating Current(Imp), Open Circuit Voltage (Voc), Short Circuit Current(Imp). Rows show values for 5%, 15%, and 25% power gain.

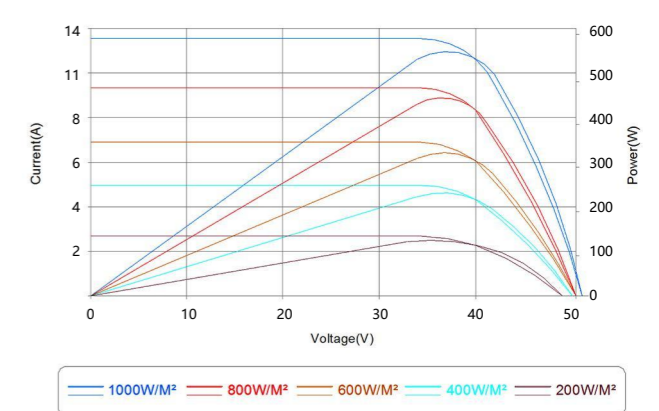
Packing Configuration

Table with 4 columns: Container, PCS/pallet, pallet/truck, PCS/truck. Rows include 40'HQ and 17.5m Land Truck configurations.

Assembly Drawing (mm)



I-V Curves(580W)





ZYxxxG12NHB-132


0~+5W

700~720W

TOPCon Mono-crystalline Bifacial Module

23.2%

High Module Conversion Efficiency



Key Features



Outstanding performance in weak-light conditions



Lower operating temperature



Half-cell and MBB design



Extended wind and snow load tests

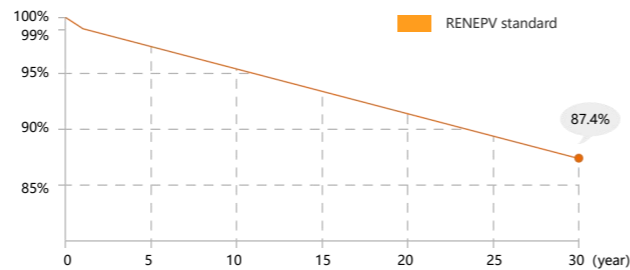


Withstanding harsh environment



Use scenario customization

Quality Certification



Materials and workmanship warranty



Linear performance warranty

First year power degradation < 1%
Annual degradation < 0.4%

Product Guarantee

- ISO 9001:2015 Quality management systems
- ISO 14001:2015 Environment management systems
- ISO 45001:2018 Occupational health and safety management systems
- IEC 61215/IEC 61730/IEC 61701/IEC 62716
- TUV/CE/CQC/MCS/BIS/SASO/SGS/INMETRO



Electrical Characteristics

Module Type	ZY700G12NHB-132		ZY705G12NHB-132		ZY10G12NHB-132		ZY715G12NHB-132		ZY720G12NHB-132		
	STC	NMOT	STC	NMOT	STC	NMOT	STC	NMOT	STC	NMOT	
Working Conditions											
Maximum Power at STC/NMOT(Pmax)	W	700	523.6	705	527.3	710	531.1	715	534.8	720	534.8
Optimum Operating Voltage(Vmp)	V	40.61	37.77	40.76	37.91	40.91	38.05	41.06	38.19	41.25	38.36
Optimum Operating Current (Imp)	A	17.24	13.86	17.30	13.91	17.36	13.96	17.41	14.01	17.46	14.04
Open Circuit Voltage(Voc)±3%	V	48.53	45.13	48.68	45.27	48.83	45.41	48.98	45.55	49.17	45.73
Short Circuit Current(Isc)±3%	A	18.09	14.69	18.13	14.74	18.21	14.8	18.27	14.86	18.30	14.91
Module Efficiency	%	22.5		22.7		22.9		23.0		23.2	
Maximum System Voltage	V	1500 (DC)									
Maximum Series Fuse Rating	A	35									
Operating Module Temperature	°C	-40~+85									

STC: Irradiance 1000W/m², cell temperature 25°C, atmospheric quality AM1.5
NMOT: Irradiance 800W/m², ambient temperature 20°C, AM1.5, wind speed 1m/s

Mechanical Characteristics

Solar Cell (No.of cells)	N-Mono 210x210 66 PCS
Dimensions	2384x1303x33mm
Weight	36.8kg(±3%)
Glass	2.0+2.0mm Low-iron tempered glass
Frame	Anodized aluminum alloy
Junction Box	IP68 rated 3 bypass-diodes
Output Cables	4mm²/2x300mm or Customized length
Mechanical Load	5400Pa/2400Pa
Safety Rate	Class II (IEC)

Temperature Characteristics

Temperature Coefficient of Pmax	%/°C	-0.30
Temperature Coefficient of Voc	%/°C	-0.25
Temperature Coefficient of Isc	%/°C	+0.05
Nominal Module Operating Temperature	°C	45±2

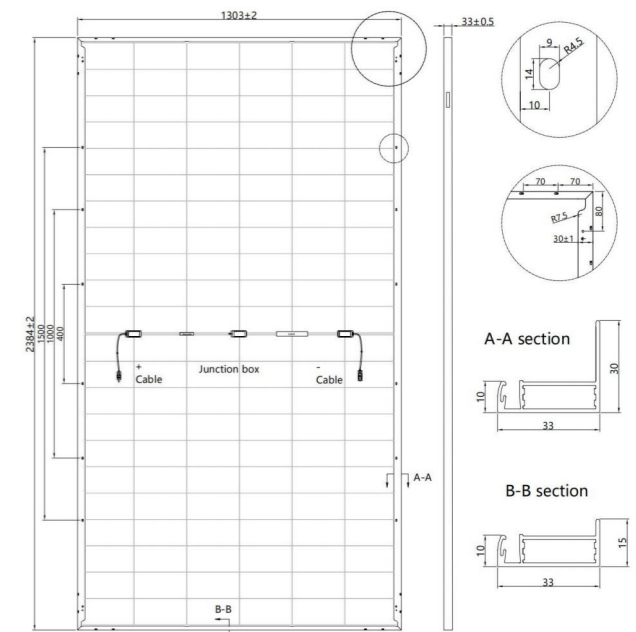
Different Backside Power Gain(590W)

Power Gain	5%	15%	25%	
Maximum Power Pmp	W	735.0	805.0	875.0
Optimum Operating Voltage(Voc)	V	40.61	40.61	40.61
Optimum Operating Current(Imp)	A	18.10	19.82	21.55
Open Circuit Voltage (Voc)	V	48.53	48.53	48.53
Short Circuit Current(Imp)	A	19.17	21.00	22.82

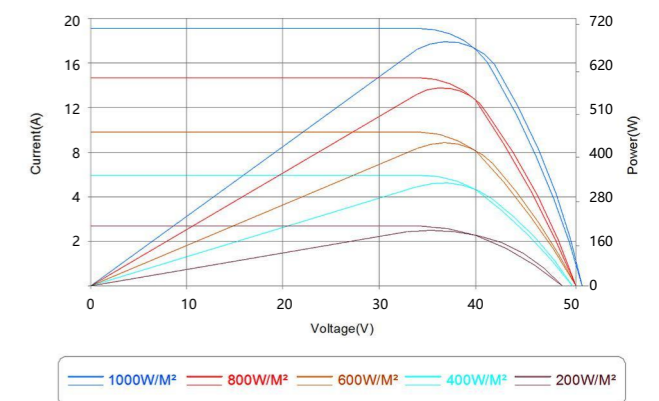
Packing Configuration

Container 40'HQ	33PCS/pallet	18pallet/40'HQ	594 PCS/40'HQ
17.5m Land Truck	33PCS/pallet	24pallet/truck	792PCS/truck

Assembly Drawing (mm)



I-V Curves(590W)





ZYxxxG12HNHB-132


0~+5W

700~720W

HJT Mono-crystalline Bifacial Module

23.2%

High Module Conversion Efficiency



Key Features



Outstanding performance in weak-light conditions



Lower operating temperature



Half-cell and MBB design



Extended wind and snow load tests

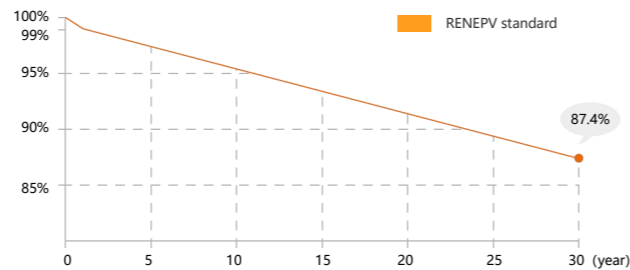


Withstanding harsh environment



Use scenario customization

Quality Certification



Materials and workmanship warranty



Linear performance warranty

First year power degradation < 1%
Annual degradation < 0.4%

Product Guarantee

- ISO 9001:2015 Quality management systems
- ISO 14001:2015 Environment management systems
- ISO 45001:2018 Occupational health and safety management systems
- IEC 61215/IEC 61730/IEC 61701/IEC 62716
- TUV/CE/CQC/MCS/BIS/SASO/SGS/INMETRO



Electrical Characteristics

Module Type	ZY700G12HNHB-132		ZY705G12HNHB-132		ZY10G12HNHB-132		ZY715G12HNHB-132		ZY720G12HNHB-132		
	STC	NMOT	STC	NMOT	STC	NMOT	STC	NMOT	STC	NMOT	
Working Conditions	STC	NMOT	STC	NMOT	STC	NMOT	STC	NMOT	STC	NMOT	
Maximum Power at STC/NMOT(Pmax)	W	700	534.30	705	538.1	710	541.9	715	545.8	720	549.6
Optimum Operating Voltage(Vmp)	V	41.78	39.90	41.87	39.99	41.96	40.07	42.05	40.16	42.14	40.24
Optimum Operating Current (Imp)	A	16.76	13.4	16.84	13.46	16.93	13.52	17.02	13.59	17.10	13.66
Open Circuit Voltage(Voc)±3%	V	49.77	47.50	49.87	47.60	49.97	47.69	50.07	47.79	50.17	47.88
Short Circuit Current(Isc)±3%	A	17.81	14.23	17.90	14.30	17.99	14.38	18.08	14.45	18.17	14.52
Module Efficiency	%	22.5		22.7		22.9		23.0		23.2	
Maximum System Voltage	V	1500 (DC)									
Maximum Series Fuse Rating	A	35									
Operating Module Temperature	°C	-40~+85									

STC: Irradiance 1000W/m², cell temperature 25°C, atmospheric quality AM1.5
NMOT: Irradiance 800W/m², ambient temperature 20°C, AM1.5, wind speed 1m/s

Mechanical Characteristics

Solar Cell (No.of cells)	N-Mono 210x105 132 PCS
Dimensions	2384x1303x33mm
Weight	36.8 kg(±3%)
Glass	2.0+2.0mm Low-iron tempered glass
Frame	Anodized aluminum alloy
Junction Box	IP68 rated 3 bypass-diodes
Output Cables	4mm²/2x300mm or Customized length
Mechanical Load	5400Pa/2400Pa
Safety Rate	Class II (IEC)

Temperature Characteristics

Temperature Coefficient of Pmax	%/°C	-0.25
Temperature Coefficient of Voc	%/°C	-0.22
Temperature Coefficient of Isc	%/°C	+0.04
Nominal Module Operating Temperature	°C	44±2

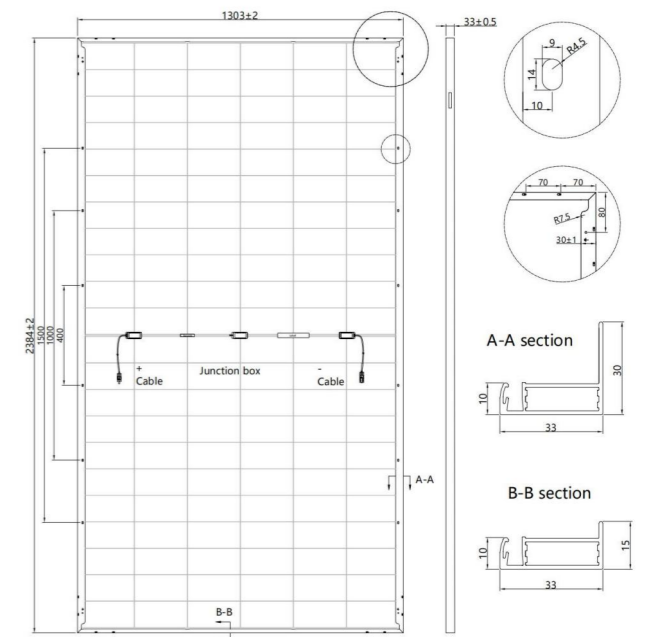
Different Backside Power Gain(700W)

Power Gain		5%	15%	25%
Maximum Power Pmp	W	735.0	805.0	875.0
Optimum Operating Voltage(Voc)	V	41.78	41.78	41.78
Optimum Operating Current(Imp)	A	17.59	19.27	20.94
Open Circuit Voltage (Voc)	V	49.77	49.77	49.77
Short Circuit Current(Imp)	A	18.69	20.47	22.25

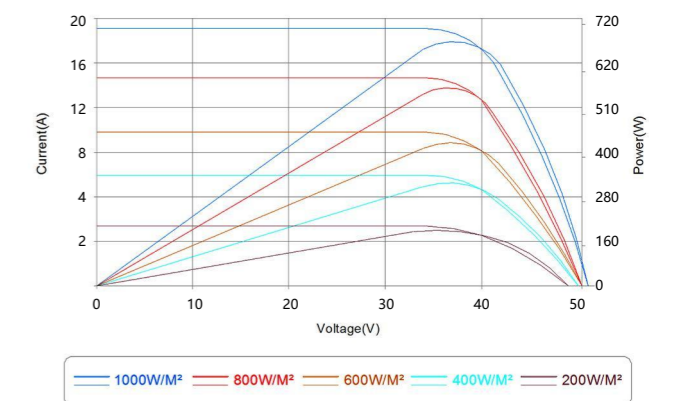
Packing Configuration

Container 40'HQ	33PCS/pallet	18pallet/40'HQ	594PCS/40'HQ
17.5m Land Truck	33PCS/pallet	24pallet/truck	792PCS/truck

Assembly Drawing (mm)



I-V Curves(700W)



© The Electrical performance parameters are neither just referred to one panel, nor are a part of the contract; They are only used as reference Product specifications are subject to change without notice, all technical changes Zhongyi New Energy reserves the right of final interpretation



ZYxxxM10PH-108(FR)


0~+5W

360~380W

Mono-crystalline Monofacial Red Module

19.5%

High Module Conversion Efficiency



Key Features



Outstanding performance in weak-light conditions



Lower operating temperature



Half-cell and MBB design



Extended wind and snow load tests

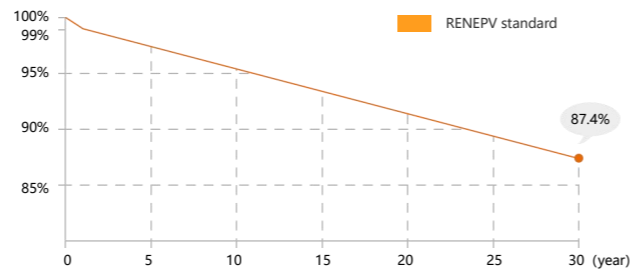


Withstanding harsh environment



Use scenario customization

Quality Certification



Materials and workmanship warranty



Linear performance warranty

First year power degradation < 1% Annual degradation < 0.4%

Product Guarantee

- ISO 9001:2015 Quality management systems
ISO 14001:2015 Environment management systems
ISO 45001:2018 Occupational health and safety management systems
IEC 61215/IEC 61730/IEC 61701/IEC 62716
TUV/CE/CQC/MCS/BIS/SASO/SGS/INMETRO



Electrical Characteristics

Table with 11 columns: Module Type, Working Conditions, Maximum Power at STC/NMOT(Pmax), Optimum Operating Voltage(Vmp), Optimum Operating Current (Imp), Open Circuit Voltage(Voc)±3%, Short Circuit Current(Isc)±3%, Module Efficiency, Maximum System Voltage, Maximum Series Fuse Rating, Operating Module Temperature. Rows include parameters for ZY360M10PH-108, ZY365M10PH-108, ZY370M10PH-108, ZY475M10PH-108, and ZY380M10PH-108.

STC: Irradiance 1000W/m², cell temperature 25°C, atmospheric quality AM1.5
NMOT: Irradiance 800W/m², ambient temperature 20°C, AM1.5, wind speed 1m/s

Mechanical Characteristics

Table with 2 columns: Parameter and Value. Parameters include Solar Cell (No.of cells), Dimensions, Weight, Front Glass, Frame, Junction Box, Output Cables, Mechanical Load, and Safety Rate.

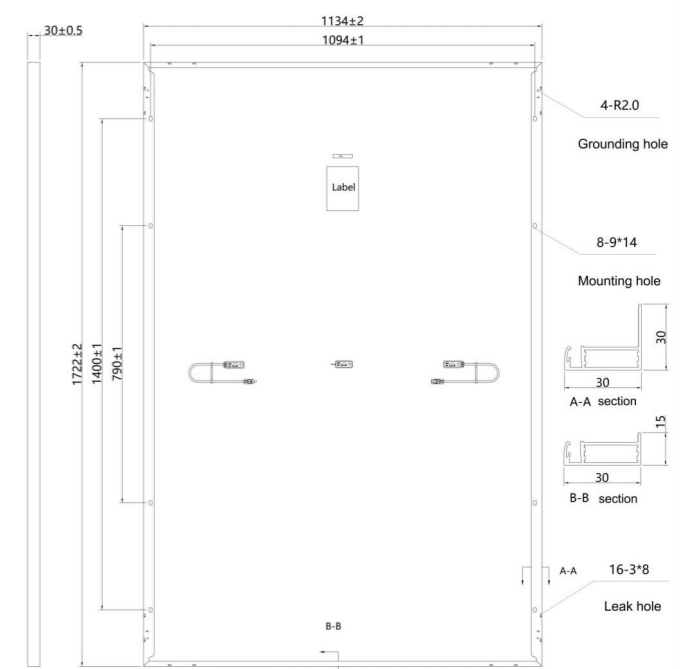
Temperature Characteristics

Table with 3 columns: Parameter, Unit, and Value. Parameters include Temperature Coefficient of Pmax, Temperature Coefficient of Voc, Temperature Coefficient of Isc, and Nominal Module Operating Temperature.

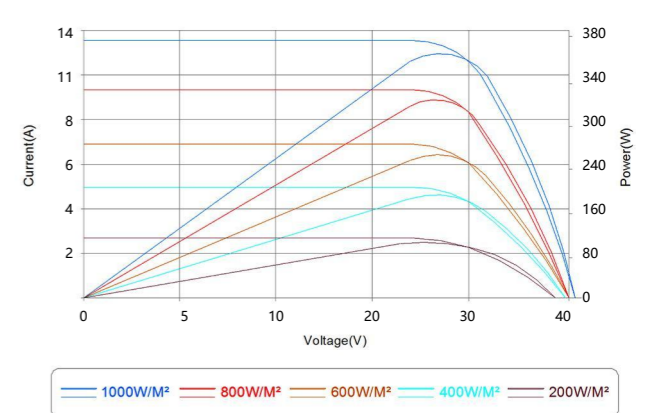
Packing Configuration

Table with 3 columns: Container, Pieces per pallet(PCS), Pallets per container (Pallet), Pieces per container(PCS), Domestic Transport, and dimensions (9.6m, 13.5m, 17.5m).

Assembly Drawing (mm)



I-V Curves(370W)



The Electrical performance parameters are neither just referred to one panel, nor are a part of the contract; They are only used as reference Product specifications are subject to change without notice, all technical changes Zhongyi New Energy reserves the right of final interpretation



ZYxxxM10NHB-108


0~+5W

420~440W

TOPCon Mono-crystalline Bifacial Module

22.5%

High Module Conversion Efficiency



Key Features



Outstanding performance in weak-light conditions



Lower operating temperature



Half-cell and MBB design



Extended wind and snow load tests

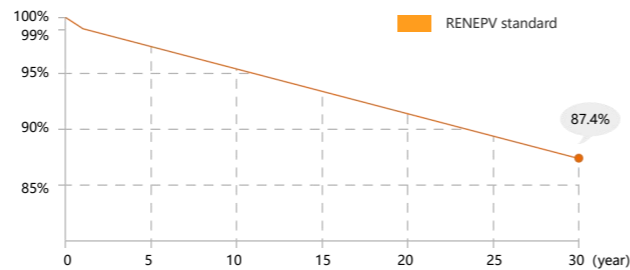


Withstanding harsh environment



Use scenario customization

Quality Certification



Materials and workmanship warranty



Linear performance warranty

First year power degradation < 1%
Annual degradation < 0.4%

Product Guarantee

- ISO 9001:2015 Quality management systems
ISO 14001:2015 Environment management systems
ISO 45001:2018 Occupational health and safety management systems
IEC 61215/IEC 61730/IEC 61701/IEC 62716
TUV/CE/CQC/MCS/BIS/SASO/SGS/INMETRO



Electrical Characteristics

Table with 11 columns: Module Type, Working Conditions, Maximum Power at STC/NMOT(Pmax), Optimum Operating Voltage(Vmp), Optimum Operating Current (Imp), Open Circuit Voltage(Voc)±3%, Short Circuit Current(Isc)±3%, Module Efficiency, Maximum System Voltage, Maximum Series Fuse Rating, Operating Module Temperature. Rows include parameters for models ZY420M10NHB-108 to ZY440M10NHB-108.

STC: Irradiance 1000W/m², cell temperature 25°C, atmospheric quality AM1.5
NMOT: Irradiance 800W/m², ambient temperature 20°C, AM1.5, wind speed 1m/s

Mechanical Characteristics

Table with 2 columns: Parameter and Value. Parameters include Solar Cell (No.of cells), Dimensions, Weight, Glass, Frame, Junction Box, Output Cables, Mechanical Load, Safety Rate.

Temperature Characteristics

Table with 3 columns: Parameter, Unit, Value. Parameters include Temperature Coefficient of Pmax, Temperature Coefficient of Voc, Temperature Coefficient of Isc, Nominal Module Operating Temperature.


Different Backside Power Gain(435W)

Table with 4 columns: Power Gain, Maximum Power Pmp, Optimum Operating Voltage(Voc), Optimum Operating Current(Imp), Open Circuit Voltage (Voc), Short Circuit Current(Imp). Rows show data for 5%, 15%, and 25% power gain.

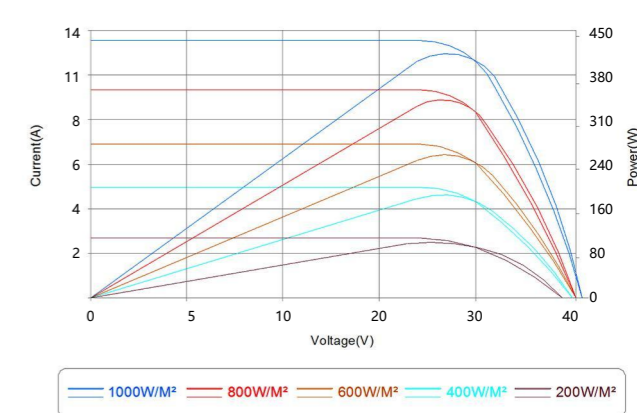
Packing Configuration

Table with 4 columns: Container, PCS/pallet, Pallet/40'HQ, PCS/40'HQ, PCS/17.5m Land Truck, PCS/pallet, Pallet/truck, PCS/truck.

Assembly Drawing (mm)



I-V Curves(435W)





ZYxxxG12RNHB-96


0~+5W

440~460W

TOPCon Mono-crystalline Bifacial Module

23.0%

High Module Conversion Efficiency



Key Features



Outstanding performance in weak-light conditions



Lower operating temperature



Half-cell and MBB design



Extended wind and snow load tests

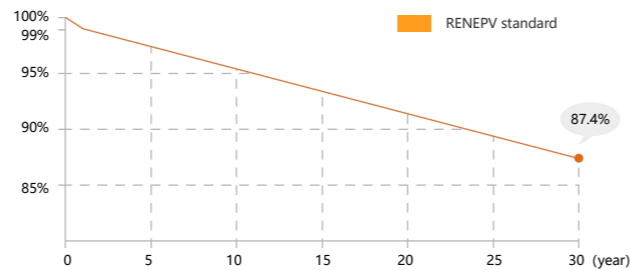


Withstanding harsh environment



Use scenario customization

Quality Certification



Materials and workmanship warranty



Linear performance warranty

First year power degradation < 1%
Annual degradation < 0.4%

Product Guarantee

- ISO 9001:2015 Quality management systems
ISO 14001:2015 Environment management systems
ISO 45001:2018 Occupational health and safety management systems
IEC 61215/IEC 61730/IEC 61701/IEC 62716
TUV/CE/CQC/MCS/BIS/SASO/SGS/INMETRO



Electrical Characteristics

Table with 11 columns: Module Type, Working Conditions, Maximum Power at STC/NMOT(Pmax), Optimum Operating Voltage(Vmp), Optimum Operating Current (Imp), Open Circuit Voltage(Voc)±3%, Short Circuit Current(Isc)±3%, Module Efficiency, Maximum System Voltage, Maximum Series Fuse Rating, Operating Module Temperature. Rows include parameters for ZY440G12RNHB-96, ZY445G12RNHB-96, ZY450G12RNHB-96, ZY455G12RNHB-96, and ZY460G12RNHB-96.

STC: Irradiance 1000W/m², cell temperature 25°C, atmospheric quality AM1.5
NMOT: Irradiance 800W/m², ambient temperature 20°C, AM1.5, wind speed 1m/s

Mechanical Characteristics

Table with 2 columns: Parameter and Value. Parameters include Solar Cell (No.of cells), Dimensions, Weight, Glass, Frame, Junction Box, Output Cables, Mechanical Load, and Safety Rate.

Temperature Characteristics

Table with 3 columns: Parameter, Unit, and Value. Parameters include Temperature Coefficient of Pmax, Temperature Coefficient of Voc, Temperature Coefficient of Isc, and Nominal Module Operating Temperature.


Different Backside Power Gain(440W)

Table with 4 columns: Parameter, 5%, 15%, 25%. Parameters include Power Gain, Maximum Power Pmp, Optimum Operating Voltage(Voc), Optimum Operating Current(Imp), Open Circuit Voltage (Voc), and Short Circuit Current(Imp).

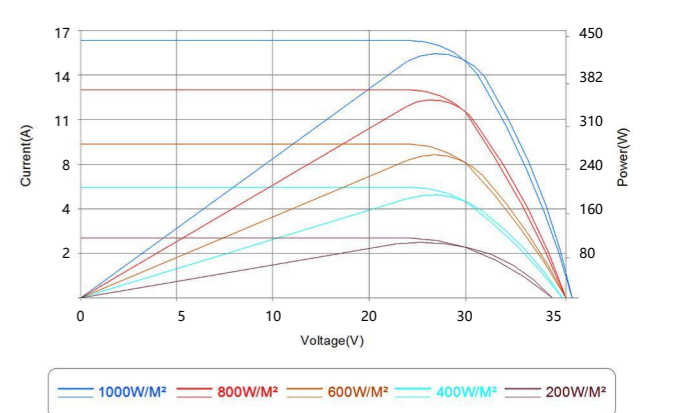
Packing Configuration

Table with 4 columns: Container, 37PCS/pallet, 26pallet/40'HQ, 962 PCS/40'HQ, 17.5m Land Truck, 37PCS/pallet, 36pallet/truck, 1332PCS/truck.

Assembly Drawing (mm)



I-V Curves(440W)



The Electrical performance parameters are neither just referred to one panel, nor are a part of the contract; They are only used as reference Product specifications are subject to change without notice, all technical changes Zhongyi New Energy reserves the right of final interpretation



ZYxxxG12RNHB-108

0~+5W

500~520W

TOPCon Mono-crystalline Bifacial Module

23.4%

High Module Conversion Efficiency



Key Features



Outstanding performance in weak-light conditions



Lower operating temperature



Half-cell and MBB design



Extended wind and snow load tests

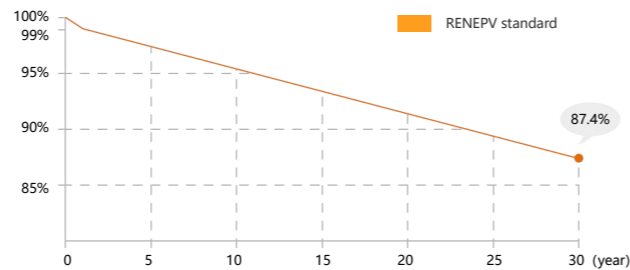


Withstanding harsh environment



Use scenario customization

Quality Certification



Materials and workmanship warranty



Linear performance warranty

First year power degradation < 1% Annual degradation < 0.4%

Product Guarantee

- ISO 9001:2015 Quality management systems
ISO 14001:2015 Environment management systems
ISO 45001:2018 Occupational health and safety management systems
IEC 61215/IEC 61730/IEC 61701/IEC 62716
TUV/CE/CQC/MCS/BIS/SASO/SGS/INMETRO



Electrical Characteristics

Table with 11 columns: Module Type, Working Conditions, Maximum Power at STC/NMOT(Pmax), Optimum Operating Voltage(Vmp), Optimum Operating Current (Imp), Open Circuit Voltage(Voc)±3%, Short Circuit Current(Isc)±3%, Module Efficiency, Maximum System Voltage, Maximum Series Fuse Rating, Operating Module Temperature. Rows include ZY500G12RNHB-108, ZY505G12RNHB-108, ZY510G12RNHB-108, ZY515G12RNHB-108, ZY520G12RNHB-108.

STC: Irradiance 1000W/m², cell temperature 25°C, atmospheric quality AM1.5
NMOT: Irradiance 800W/m², ambient temperature 20°C, AM1.5, wind speed 1m/s

Mechanical Characteristics

Table with 2 columns: Parameter, Value. Rows include Solar Cell (No.of cells), Dimensions, Weight, Glass, Frame, Junction Box, Output Cables, Mechanical Load, Safety Rate.

Temperature Characteristics

Table with 3 columns: Parameter, Unit, Value. Rows include Temperature Coefficient of Pmax, Temperature Coefficient of Voc, Temperature Coefficient of Isc, Nominal Module Operating Temperature.


Different Backside Power Gain(500W)

Table with 4 columns: Parameter, 5%, 15%, 25%. Rows include Power Gain, Maximum Power Pmp, Optimum Operating Voltage(Voc), Optimum Operating Current(Imp), Open Circuit Voltage (Voc), Short Circuit Current(Imp).

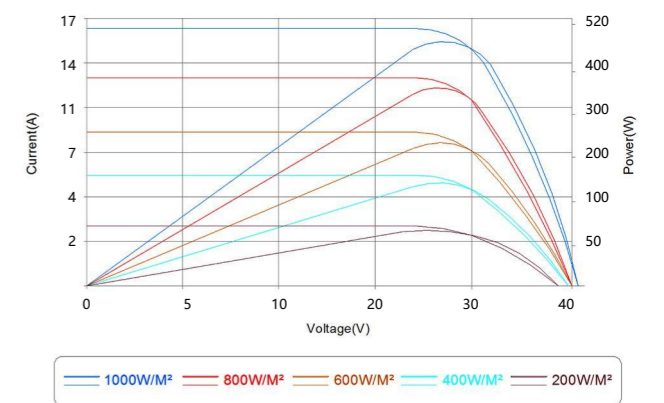
Packing Configuration

Table with 4 columns: Container, PCS/pallet, pallet/40'HQ, PCS/40'HQ. Rows include 40'HQ, 17.5m Land Truck.

Assembly Drawing (mm)



I-V Curves(500W)



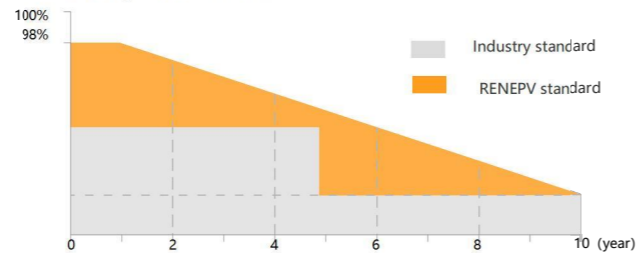
The Electrical performance parameters are neither just referred to one panel, nor are a part of the contract; They are only used as reference Product specifications are subject to change without notice, all technical changes Zhongyi New Energy reserves the right of final interpretation



Key Features

- Outstanding performance in weak-light conditions
- Lower operating temperature
- Cutting-cell and MBB design
- Extended wind and snow load tests
- Withstanding harsh environment
- Use scenario customization

Quality Certification



5 years Materials and workmanship warranty **10 years** Linear performance warranty

First year power degradation < 2% Annual degradation < 0.55%

Product Guarantee

ISO 9001:2015 Quality management systems
 ISO 14001:2015 Environment management systems
 ISO 45001:2018 Occupational health and safety management systems
 IEC 61215/IEC 61730/IEC 61701/IEC 62716/TUV/CE/CQC/MCS/BIS/SASO



Mono-182 Cut-cell Module

Module Type	Max. Power (W) +3%	Dimensions (mm)	Weight (kg)±3%	Vmp (V)	Imp (A)	Voc (V)±3%	Isc (A)±3%
ZY50M10NE-68	50	700×400×25	2.7	19.86	2.52	23.94	2.61
ZY60M10NE-68	60	790×400×25	3.0	19.87	3.02	23.98	3.12
ZY70M10NE-68	70	890×400×25	3.4	19.89	3.52	23.98	3.64
ZY80M10NE-72	80	695×585×25	3.9	20.83	3.84	24.76	4.05
ZY90M10NS-72	90	795×585×25	4.4	20.84	4.32	24.78	4.54
ZY100M10NS-72	100	835×585×25	4.7	20.84	4.80	24.82	5.05
ZY110M10NS-72	110	905×585×25	5.1	20.86	5.27	24.84	5.55
ZY120M10NF-72	120	1005×585×25	5.5	20.87	5.75	24.85	6.05
ZY130M10NF-72	130	1060×585×25	5.8	20.90	6.22	24.86	6.55
ZY140M10NF-72	140	1160×585×25	6.4	20.93	6.69	24.88	7.05
ZY150M10NF-68	150	965×765×30	7.2	19.95	7.52	24.02	7.82
ZY160M10NF-72	160	1020×765×30	7.6	20.95	7.64	24.88	8.06
ZY170M10NT-68	170	1095×765×30	8.2	19.98	8.51	24.04	8.86
ZY180M10NT-68	180	1120×765×30	8.4	20.02	8.99	24.89	9.06
ZY190M10NT-72	190	1180×765×30	8.8	20.96	9.06	24.90	9.56
ZY200M10NT-68	200	1260×765×30	9.4	20.04	9.98	24.08	10.40
ZY220M10NT-72	220	1340×765×30	9.9	20.98	10.49	24.92	11.06
ZY240M10NF-120	240	1480×765×30	10.6	35.61	6.74	41.64	7.22
ZY250M10NF-112	250	1565×765×30	11.2	33.29	7.51	38.94	8.05
ZY260M10NF-116	260	1606×765×30	11.5	34.58	7.52	40.26	8.09
ZY270M10NF-120	270	1670×765×30	11.9	35.68	7.56	41.69	8.12
ZY280M10NH-72	280	1722×765×30	12.4	21.07	13.29	24.96	13.98
ZY300M10NT-112	300	1800×765×30	13.0	33.35	8.99	38.96	9.65
ZY320M10NT-120	320	1920×765×30	13.8	35.72	8.96	41.70	9.62
ZY340M10NT-112	340	2030×765×30	14.6	33.40	10.18	38.98	10.89

G12N /210 Cut-cell Module

Module Type	Max. Power (W)	Dimensions (mm)	Weight (kg)±3%	Vmp (V)	Imp (A)	Voc (V)±3%	Isc (A)±3%
ZY240G12NT-68	240	1260×880×30	11.0	20.24	11.86	23.76	12.65
ZY250G12NT-72	250	1340×880×30	11.6	20.98	11.92	24.96	12.56
ZY320G12NT-88	320	1606×880×30	14.0	26.32	12.16	30.64	12.98
ZY330G12NT-92	330	1680×880×30	14.6	27.41	12.04	32.06	12.90
ZY350G12NT-96	350	1750×880×30	15.2	28.62	12.23	33.42	13.12
ZY360G12NT-100	360	1820×880×30	15.8	29.85	12.06	34.83	12.95
ZY370G12NT-104	370	1890×880×30	16.4	30.99	11.94	36.18	12.82
ZY380G12NT-108	380	1960×880×30	17.0	32.18	11.81	37.54	12.68
ZY40G12NT-112	400	2030×880×30	17.6	33.31	12.01	38.97	12.86

© The Electrical performance parameters are neither just referred to one panel, nor are a part of the contract; They are only used as reference Product specifications are subject to change without notice, all technical changes Zhongyi New Energy reserves the right of final interpretation